

GUIDE

GUIDIR[®] C SERIES

High Performance Thermographic IR Camera



GUIDIR[®] C SERIES

High Performance Thermographic IR Camera

Guide Infrared C series thermographic camera is an intelligent inspection device superior to any other thermal imaging products in its class. Up to 307,200 IR pixels high resolution allows the electrical and mechanical users to pinpoint any overheating quickly and take accurate temperature measurement intuitively on a 5-inch 720P LCD display. The ergonomic rotating LCD and lens design makes it comfortable to aim up at any overhead components. Based on an open Android operating system design, it works not only as a thermal camera but also a mobile terminal for versatile application programs. Benefit from the WiFi wireless communication capability, images and videos can be transferred to WiFi equipped mobile terminals for further analysis while the camera can also be commanded remotely by the mobile devices. The onboard analysis report can also be printed instantly on a WiFi printer. In all thermal imaging product range, Guide Infrared C series is the best choice to offer most efficient and ultimate solution for all inspectional services.





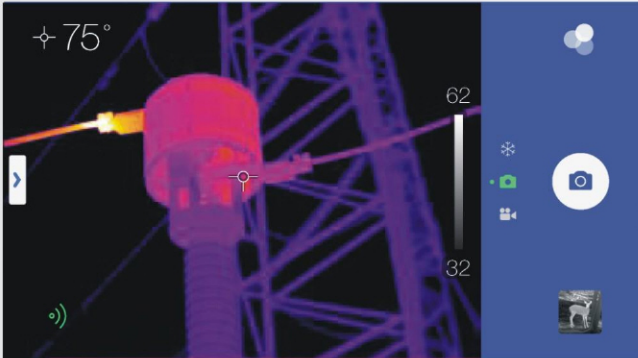
- High resolution IR images up to 120,000 pixels (400 x 300) and 307,200 pixels (640 x 480) alternative
- Visible light digital camera 5MP resolution with LED lamp provides sharp images regardless of lighting conditions
- 5 inch 720P high resolution LCD touch screen for better image clarity and easy operation
- Rotating LCD display up to 270° for easy viewing angle
- Rotating lens detents up to 70° for easy viewing angle
- 4x (10x for plus version) continuous zoom with auto/motorized focus
- Android based operation system with open platform for various APP developments and convenient program updating
- Powerful onboard analysis and reporting capabilities
- Multiple image presentation including IR, visible, PIP and IR blending
- WiFi&Bluetooth wireless communication
- Video streaming for IR & visible simultaneously
- Optional high temperature range measuring up to 2000°C (3632° F) targeting electrical and industrial applications
- Optional 11° telephoto or 45° wide angle lens

Product Overview





Intelligent Android Operation System



As the first Android operation system based thermographic camera in its class, C series is easy to operate even for a first-time user. The operating logic is highly compliant with the traditional manner of common electronic products. The online program update of C series becomes possible on the Android operation system. With open resources, it also provides free of limitation to develop versatile application program by any capable programmers.

Flexible Ergonomic Rotating Design




With a unique rotating lens detent design up to 70° , you will no longer have to go down on your knees or get sore on your arms when you try to capture crisp thermal images down near the ground corner or high above your head. At the same time, the 270° rotating display ensures the touchscreen is always right in front of you for a clear view. See how comfortable and easy it is to "get the shot" from any angle.





Visible



Picture in picture mode



IR image



MIF



App on Mobile Terminal

Connect C series to your mobile terminals, iPhone or iPad, even in the inspection field through the WiFi communication protocol. You can then import images or videos to the mobile devices, process and analyze on them to get an immediate report, or you can also share the results with your fellows or decision makers.

With the APP installed on the mobile devices, you can also free your hands during the inspection to get some relief. You can put the C series somewhere safe to aim at the inspection component. The APP will support you to accomplish all basic operations on the camera, such as focus, shutter action, electronic zoom, palette shift, image modes shift etc.

Key Features

- Live videotransfer wirelessly
- Camera operation control remotely
- Powerful analysis and report generation
- Immediate inspection results sharing

IrAnalyzer on PC terminal

Images capturing by an infrared camera is only the first step of an infrared inspection. Guide IrAnalyzer will help you accomplish the full inspection process until a professional report is submitted.

Key Features

Various images/videos resources

- WiFi SD card import
- FTP download
- USB transfer from camera internal storage or any other mobile device

Video analysis

- Live video stream or avi/irv video replay
- Max/Min temperature tracing
- Add or delete analysis objects on video

Image processing

- Image performance enhancement such as blending, palette/level/span adjustment etc
- Various analysis objects add-ons such as spots, lines, areas, delta-T etc
- Text annotation and voice annotation recognition
- 3-D image display, histogram/temp profile presentation, image geographic info display

Report generation in PDF or WORD format

- A variety of professional report format pre-defined
- Edit freely in the pre-defined report format
- Customize your own preferred report format
- Submit the report to accomplish your inspection work

Preference settings

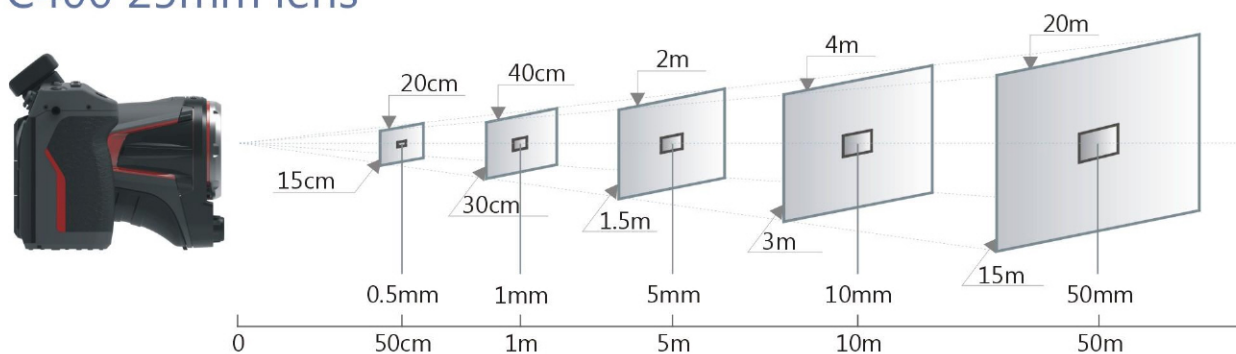
- Multi-languages selection
- Temp/distance unit setting
- File folder routine etc



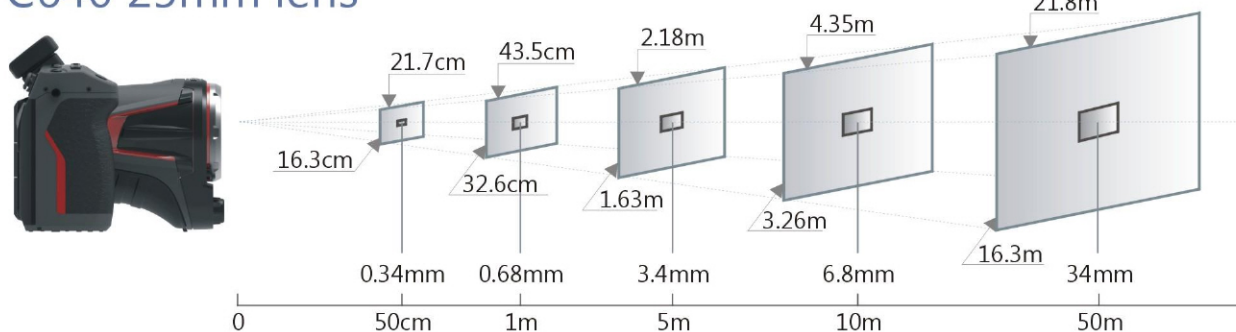
Ordering Information

Standard Accessories		Optional Accessories	
CX001S	Rechargeable Li-Ion battery	CX001O	External battery charger
CX002S	Power adapter (with plugs)	CX002O	HDMI to RCA converter
CX003S	USB Standard-A to Mini Type-B interface cable, 1 m	CX003O	13mmF1.1 wide angle lens
CX004S	RJ45 cable	CX004O	55mmF1.1 tele lens
CX005S	HDMI cable	CX005O	High temp Filter
CX006S	16G SD card		
CX007S	Shoulder strap		
CX008S	Soft carrying bag		
CX009S	Rugged carrying case, hard		
CX010S	User manual		
CX011S	Certificate of calibration		

C400 25mm lens



C640 25mm lens



C Series Specifications

	C400	C640	C640Pro
Detector Type	400 x 300, 8~14 μ m	640 x 480, 8~14 μ m	
NETD	50mk	40mk	30mk
Frame Frequency	50Hz/60Hz, 9Hz optional		
Focus	Motor-drive/Auto		
Standard Lens	22.6° x 17.1° /25mm/F1.0	24.6° x 18.5° /25mm/F1.0	
Optional Lens	42.1° x 32.2° /13mm/F1.1	45.4° x 34.9° /13mm/F1.1	
	10.4° x 7.8° /55mm/F1.1	11.3° x 8.5° /55mm/F1.1	
	High-temp filter lens		
LCD Display	5", 1280 x 720 High Light touch screen		
Viewfinder	1280 x 960 LCOS screen		
Brightness Contrast	Auto/manual/fixed		
Image Mode	IR image/Visual image/PIP/MIF		
Digital Zoom	1~4x continuously		1~10x continuously
Palette	8		10
Measurement Range	Filter 1:-20℃~150℃; Filter 2:150℃~800℃; Optional 2000℃		
Accuracy	Filter 1:±1℃~±1% of reading; Filter 2:±2℃~±2% of reading		
Spot	5 spots	8 spots	10 spots
Line	Vertical & horizontal (max,min,average temp)	8 lines (max,min,average temp)	10 lines (max,min,average temp)
Area	5 areas (max,min,average)	8 areas (max,min,average)	10 areas (max,min,average)
Analysis Info Storage	N/A		Saved with image
Auto Tracking	either max or min		both max and min
Isotherm	Upward /downward		Upward, downward and Interval
Temperature Alarm	Visual and Sound		
Dew Point	YES		
Image Format	JPG or with raw data		
Image Interval Storage	N/A		YES
Voice Annotation	60S		
Text Annotation	soft keyboard input		
Sketch on Image	YES		
Visual Image Annotation	N/A		2 pcs
Report Creation	PDF format		
Report Print	WIFI print		
Video Format	H.264 (with temperature information)		
Video Interval Storage	Manual		
	N/A	Interval storage	
Hardware	5MP Visual camera; Illuminator; laser ; WIFI; Microphone (Volume adjustable) ; Speaker (Volume adjustable)		
	N/A	Bluetooth	
	Digital compass; GPS; light sensor		
Interface	Micro USB2.0, SD card, Gigabit Ethernet, Tripod, Mini HDMI		
Battery	Rechargeable Li-ion Battery, operating more than 4 hours		
Sleeping Mode	YES		
Working Temperature	-15℃ ~ +50℃		
Storage Temperature	-40℃ ~ +70℃		
Humidity	10% ~ 95%		
Shock	25G, IEC 60068-2-29		
Vibration	2G, IEC 60068-2-6		
Encapsulation	IP54		

WUHAN GUIDE INFRARED CO.,LTD

No.6,Huanglongshan South Rd,Wuhan,Hubei,P.R.China,430205

T : +86 27 8129 8337 / 8338 / 8339 / 8340

F : +86 27 8129 8345

E : enquiry@guide-infrared.com



<http://www.guideinfrared.com>

(Copyright©2015 Wuhan Guide Infrared Co., Ltd. All rights reserved.)